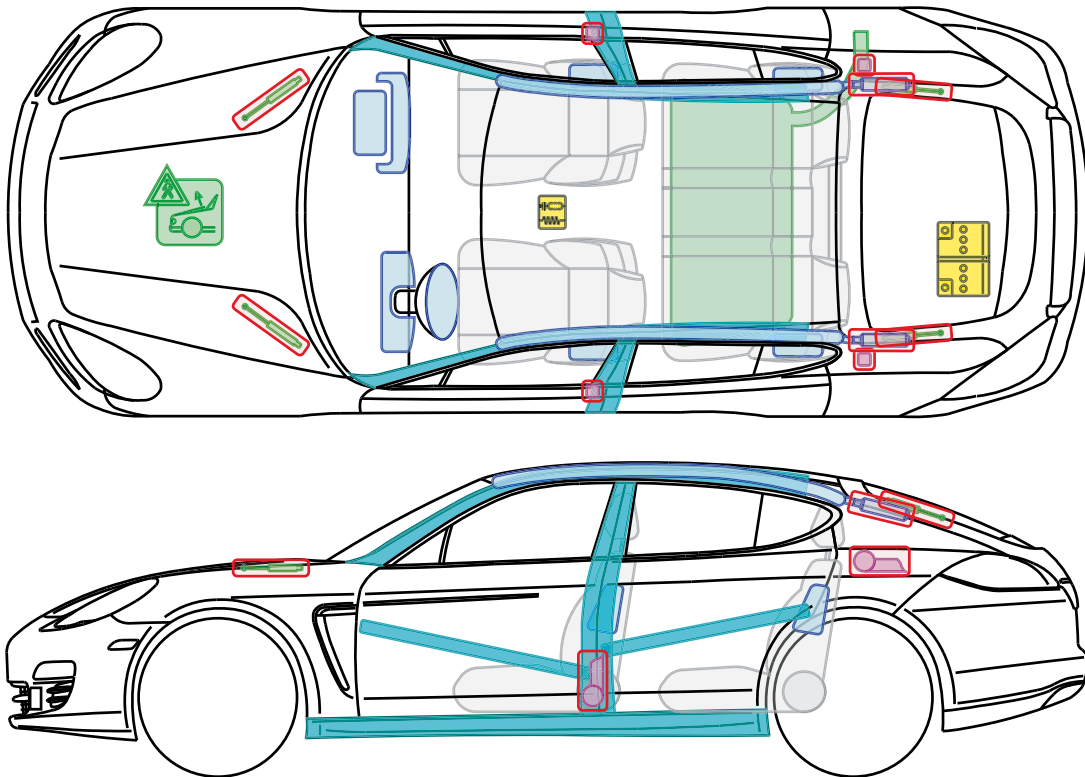




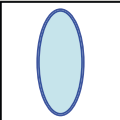



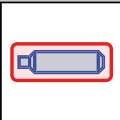

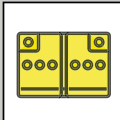
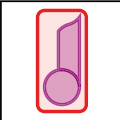
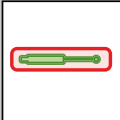
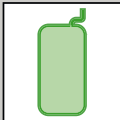
PORSCHE



**Panamera/S/4/4S/GTS/Turbo/Diesel/Turbo S (970)
(inkl. Executive-Modelle) ab MJ 2010**



Legende

| | | | | | | | |
|---|-------------------|---|----------------------------|---|---------------------|---|----------------------------|
|  | Airbag |  | Karosserie- verstärkung |  | Steuergerät |  | Fußgänger- Schutzsystem |
|  | Gas- generator |  | Überroll- schutz |  | Batterie | | |
|  | Gurt- straffer |  | Gasdruck- dämpfer |  | Kraftstoff- tank | | |

Panamera (970) ab 2010